

# Toilet Partitions





Alpaco™  
Collection P. 5

Powder  
Coated P. 10

Stainless  
Steel P. 11



**INTRODUCING ASI'S PROPRIETARY,  
INTEGRATED PRIVACY™ SYSTEM  
FOR METAL PARTITIONS. P. 8-9**

Since 1957, ASI® Accurate Partitions has been providing high-performance toilet partitions that meet or exceed specifications, require little maintenance, and withstand the rigors of some very difficult environments. Welcome to the ASI Group—the world's leading manufacturer of partitions, washroom accessories, lockers, and visual display products. We offer the greatest experience in the industry with the largest product breadth delivered when and where you need them. **Explore the new standard for basis of design in washrooms.**



3

Phenolic P. 14

Solid Plastic P. 13

Moisture Guard™ Plastic Laminate P. 12

# ONLY ASI OFFERS THE LARGEST SELECTION OF DESIGNER OPTIONS IN THE INDUSTRY



**WE ARE LASER FOCUSED ON DELIVERING EXACTLY WHAT YOU NEED—WHERE AND WHEN YOU NEED IT.**

Learn about ASI Group's global reach on pages 24-25

Shipped In **48 HOURS**

Solid Plastic, Phenolic, Powder Coated, Stainless Steel, or Moisture Guard™ Plastic Laminate partitions ready to ship **within 48 hours.**

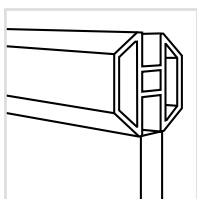


A marriage of simplicity and functionality creates a collection that has ASI's exclusive Ultimate Privacy™ at its heart. Zero sightline doors and pilasters meet in a flush finish with routed, overlapping closures for guaranteed privacy. Style and stability have not been sacrificed in this collection, with robust octagonal head rails adding to our seamless construction. The Classic collection matches any aesthetic and performance need. Crisp design lines, bold hardware options, and superior functionality make the Classic collection perfect for any high-profile setting.



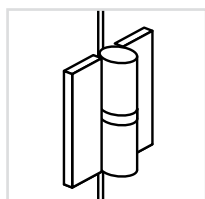
**ASI ALPACO™  
CLASSIC COLLECTION**

**DRAMATIC LINES  
AND BOLD HARDWARE  
DEFINE OUR  
CLASSIC COLLECTION**



**CLASSIC  
HEAD RAIL**

An octagonal head rail features crisp architectural lines, while stabilizing the pilasters.



**OUTSWING  
HINGES**

Outside hinges are required for outswing applications.



**COLORS + FINISHES**

A wide range of simulated woods, metals, and solid colors available. See page 18.

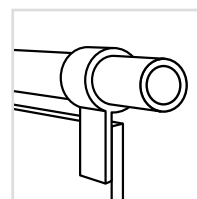
*Classic Partitions in Burnt Strand 5107 with aluminum headrail and stainless steel hardware.*



**ASI ALPACO™  
ELEGANCE COLLECTION**

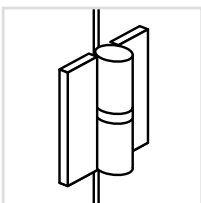
# **A PIECE OF EUROPE—MADE IN AMERICA**

A marriage of European design and engineering with the American manufacturing ingenuity you have come to expect from ASI—with the shortest lead times in the industry. This visually appealing collection is ideal for the most aesthetically demanding applications. The signature top rail provides structural stability and style. If you're looking for strength, comfort, aesthetics, and durability, the Elegance collection has it all.



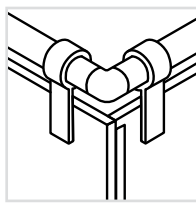
## **ELEGANCE TUBULAR HEAD RAIL & ROBUST BRACKET**

Pilasters and side panels are supported by the top rail using aluminum or stainless steel brackets.



#### OUTSWING HINGES

Outside hinges are required for outswing applications.



#### HEADRAIL CORNER ASSEMBLY

Corners and door panels are perfectly rounded for a refined and elegant appearance.



#### COLORS, FINISHES, STYLES + SIZES

*ASI Alpaco Elegance partitions in Weathered Ash 9842, see colors on pages 18-19. For configuration styles, see pages 20-21 and sizes on the Material Selection Guide.*



**ASI OFFERS THE ONLY METAL PARTITIONS  
WHERE PRIVACY IS ENGINEERED INTO  
THE DESIGN.**

**DON'T SETTLE FOR AN ADD-ON PRIVACY  
STRIP AS AN AFTERTHOUGHT.**

**AT ASI, PRIVACY ISN'T OPTIONAL.  
IT IS OUR STANDARD.**

ASI's proprietary, Integrated Privacy™ partitions are engineered with built-in privacy and manufactured as one color matched unit, offering complete privacy without the need for any retrofitted components. Exactly what building occupants want and deserve. **See the difference at [asi-accuratepartitions.com/privacy](https://asi-accuratepartitions.com/privacy).**



## THE OLD WAY: INDUSTRY AFTERTHOUGHT SOLUTIONS



### NON-COLORMATCHED PRIVACY STRIPS

Finding add-on metal privacy strips to match your partition color is almost impossible. From raw aluminum to a color that's not an exact match, the choices are limited.



### NOT SQUARE AND ONE WIDTH DOESN'T FIT ALL

Installing add-on privacy strips and getting them to be square is difficult, they also don't always fit over the gap you're trying to cover.


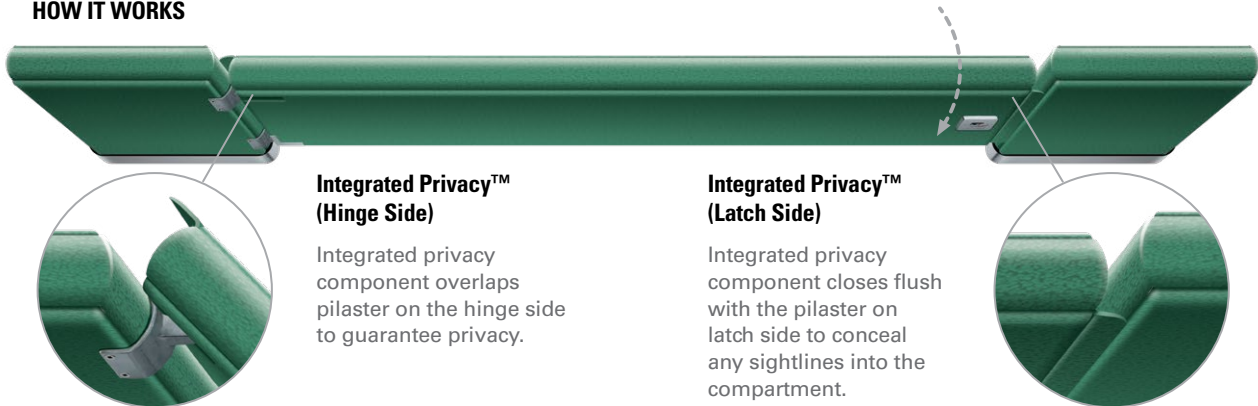


### EXPENSIVE AND DIFFICULT TO INSTALL

Imagine installing add-on privacy strips one by one on a large project or having to close your restroom(s) so they can be installed. After hours installation isn't cheap either.

## THE NEW STANDARD: PATENT-PENDING INTEGRATED PRIVACY™ SYSTEM

### HOW IT WORKS

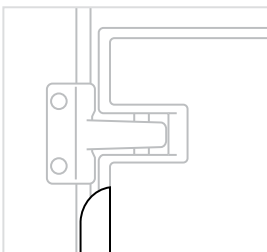



### Integrated Privacy™ (Hinge Side)

Integrated privacy component overlaps pilaster on the hinge side to guarantee privacy.

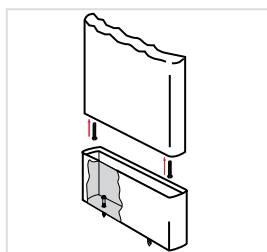
### Integrated Privacy™ (Latch Side)

Integrated privacy component closes flush with the pilaster on latch side to conceal any sightlines into the compartment.



### Integrated Privacy™ (Hinge Side)

Integrated Privacy Partitions feature unique hinges that work with the integrated system.



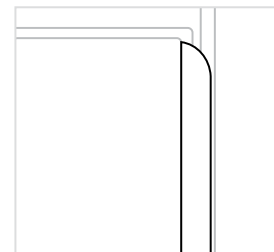
### Easy-Stall™ Shoe

Type 304 Stainless Steel shoe simplifies installation and leveling adjustments.



### Our New Standard Occupancy Indicator

Our partition doors are factory drilled simplifying the installation of the occupancy indicator.



### Integrated Privacy™ (Latch Side)

Integrated Privacy Partitions feature a Zero Sightline Component to conceal compartment.



**POWDER COATED PARTITIONS**  
**POWDER COATED STEEL**  
**WITH A HONEYCOMB**  
**CORE FOR SOLID CONSTRUCTION**  
**AND SOUND ATTENUATION**

ASI's powder coated metal partitions are manufactured with Integrated Privacy™. Thermoset hybrid powder coating on these galvanized steel partitions provide quality and economy. The finish is resistant to wear, fading, and scuffing. It is easily cleaned and wiped dry.

Shipped In  
**48**  
HOURS



**NEW** Integrated  
Privacy™ System



**COLORS, FINISHES, STYLES + SIZES**

*Integrated Privacy™ powder coated partitions in #985 white, see colors on pages 18-19. For configuration styles, see pages 20-21 and sizes on the Material Selection Guide.*



**STAINLESS STEEL PARTITIONS**  
**THE DURABILITY AND**  
**ELEGANCE OF TYPE 304**  
**STAINLESS STEEL**  
**COMPLEMENTS ANY WASHROOM**

ASI's stainless steel metal partitions are manufactured with Integrated Privacy™ and complement any design scheme. By adding a textured finish, increased resistance to vandalism can be achieved. Available in all four mounting styles.

**FINISHES, STYLES + SIZES**  
*Integrated privacy™ stainless steel partitions in #4 Satin, see finishes on page 18-19. For configuration styles, see pages 20-21 and sizes on the Material Selection Guide.*

Shipped In  
**48**  
HOURS



**NEW** Integrated  
Privacy™ System



**MOISTURE GUARD™  
PLASTIC LAMINATE PARTITIONS**

**MOISTURE GUARD™  
PLASTIC LAMINATE,  
THE FINISH OF CHOICE WHEN  
AESTHETICS ARE ESSENTIAL**

Exclusive plastic laminate partitions with Moisture Guard™ Edge Banding creates a seamless beveled profile. ASTM tests on Moisture Guard™ Edge Banding confirms 3x durability with increased resistance to moisture and humidity than Legacy Plastic Laminate, which is also available. Industry leading 5 year warranty. Visit [asi-accuratepartitions.com](http://asi-accuratepartitions.com).

Shipped In  
**48**  
HOURS



**COLORS, FINISHES, STYLES + SIZES**


*Moisture Guard Plastic Laminate partitions in Neo Walnut 7954, see colors on pages 18-19. For configuration styles, see pages 20-21 and sizes on the Material Selection Guide.*



**SOLID PLASTIC (HDPE) PARTITIONS  
ENVIRONMENTALLY SAFE-  
MILDEW, RUST, GRAFFITI  
AND IMPACT RESISTANT**

Solid Plastic (HDPE) partitions are water resistant and unaffected by steam or high humidity. ASI solid plastic partitions have passed the NFPA 286 fire test standard.

Shipped In  
**48**  
HOURS



**COLORS, FINISHES, STYLES + SIZES**

*Solid Plastic partitions in Blue 9509, see colors on pages 18-19.*

*For configuration styles, see pages 20-21 and sizes on the Material Selection Guide.*



**BLACK CORE  
PHENOLIC PARTITIONS**

**BLACK CORE PHENOLIC  
PROVIDES SUPERIOR STRENGTH,  
DURABILITY, AND A BROAD  
VARIETY OF PATTERNS AND COLORS**

Black Core Phenolic sheets are fused at high temperature and pressure. In addition to strength and serviceability, a wide range of colors provides limitless design flexibility. Class "B" Fire Rated Material standard.



**COLORS, FINISHES, STYLES + SIZES**


*Ultimate Privacy™ Black Core Phenolic partitions in Taupe 9096, see colors on pages 18-19. For configuration styles, see pages 20-21 and sizes on the Material Selection Guide.*



**COLOR-THRU™  
PHENOLIC PARTITIONS**

**COLOR-THRU™ PHENOLIC  
PARTITIONS OFFER  
A SOLID COLOR CORE WITH  
INCREASED DURABILITY  
AND AESTHETIC OPTIONS**

Color-Thru Phenolic lives up to its name, with surface color through and through. Color-Thru Phenolic sheets are fused at high temperature and pressure, and are a Class "A" Fire Rated Material standard.



**COLORS, FINISHES, STYLES + SIZES**

*Color-Thru Phenolic partitions in Black 2000C, see colors on pages 18-19.*

*For configuration styles, see pages 20-21 and sizes on the Material Selection Guide.*

## ASI ACCURATE MATERIAL SELECTION

# SIX DISTINCT MATERIALS TO MATCH ANY AESTHETIC AND PERFORMANCE NEED



### Stainless Steel

ASI's stainless steel metal partitions are manufactured with Integrated Privacy™ and complement any design scheme. By adding a textured finish, increased resistance to vandalism can be achieved. Available in all mounting styles.

Warranty 5 years\*



### Solid Plastic (HDPE)

Highly resistant to common cleaning agents as well as to moisture, mildew, and graffiti. Ideal choice for busy public facilities and high humidity applications—never needs painting and will not easily dent, rust, or delaminate. Available in a wide variety of colors and mounting styles. Floor Anchored/ Overhead Braced, Ceiling Hung, and Floor to Ceiling Anchored styles.

Warranty 25 years\*



### Powder Coated Steel

ASI's powder coated metal partitions are manufactured with Integrated Privacy™. Thermoset hybrid powder coating on these galvanized steel partitions provide quality and economy. The finish is resistant to wear, fading, and scuffing. It is easily cleaned and wiped dry. Available in all mounting styles.

Warranty 3 years\*





### Moisture Guard™ Plastic Laminate

Plastic Laminate Partitions with Moisture Guard™ Edge Banding fuses with the substrate creating a seamless beveled profile that eliminates any unsightly black lines that appear in standard Plastic Laminate. Available in all styles in 48 colors/patterns.


Warranty 5 years\*



### Black Core Phenolic

Holds up even under severe moisture conditions from showers, pools, and saunas, or when maintenance includes hosing down toilet partitions. Ideal for where vandalism is a problem. Available in all styles in a range of colors-all with black edges.

Warranty 25 years\*



### Color-Thru™ Phenolic

Color-Thru Phenolic lives up to its name, with surface color through and through. This product is impact, scratch, and graffiti resistant. It also has excellent screw-holding power and all the advantages of traditional Phenolic performance. Available in all styles and attractive colors.


Warranty 25 years\*

\* See full warranty on website: [asi-accuratepartitions.com](http://asi-accuratepartitions.com)  
(2-year warranty for non Moisture Guard™ Plastic Laminate).

# COLORS & FINISHES

## POWDER COATED\*

Shipped in  
**48**  
HOURS



## MOISTURE GUARD™ PLASTIC LAMINATE COLOR SELECTION\*

**48 Colors in 48 Hours.** We have increased our selection of Moisture Guard™ Edge Banding to **48 colors** and patterns to offer you even greater choice in durability and elegance... AND we will ship you these colors in **48 hours<sup>f</sup>** from the time you approve your order.

**48** in **48**  
COLORS | HOURS



Shipped In  
**48**  
HOURS

\*Ships in 48 Hours.


\*\*Directional Pattern—Pattern on panels over 60" wide will run perpendicular to pattern on doors and pilasters. Patterns shown cropped from full size sheet, contact us for additional references.

<sup>f</sup> 48 Colors in 48 hours are only available in Floor Anchored/Overhead Braced.

Should you require different colors we will provide partitions in the Standard Plastic Laminate construction with the 2-year warranty.

**STAINLESS STEEL\*\***

STANDARD FINISH:



#4 Satin

Diamond

Leather Grain

Stainless Steel 48 hour shipping available only in #4 Satin finish.


Shipped In  
**48**  
HOURS

**SOLID PLASTIC (HDPE)\*\***

COLOR SELECTION:



AVAILABLE FINISHES:



Available in all non-metallic colors.

Stocked in silver and bronze.  
Available in all non-speckled colors  
with additional lead time and  
required minimums.

Available in all non-speckled colors  
with additional lead time and  
required minimums.


**PHENOLIC**

BLACK CORE SELECTION:\*\* Price Index: \$



Shipped In  
**48**  
HOURS

COLOR-THRU™ SELECTION:\*\* (Not available in 48 hours) Price Index: \$\$\$\$



†† Compartments limits also apply to the non-stocked colors.

Actual colors may vary slightly from those shown due to limitations in the printing process. If color is important request color samples prior to ordering. Colors are subject to change without notice.

\*Directional Pattern—Pattern on panels over 60" wide will run perpendicular to pattern on doors and pilasters. Patterns shown cropped from full size sheet, contact us for additional references.

\*\* Additional charges for non-standard colors, including White 1050.

# ASI ACCURATE STYLES



## Floor Anchored/Overhead Braced

This economical and sturdy mounting style installs just about anywhere. An anodized aluminum anti-grip head rail secures partitions firmly to the walls.



## Floor Anchored

Simplified construction permits ease of installation anywhere. For concrete floors only: 2" minimum penetration into floor required.



## Ceiling Hung

When used together with wall-hung fixtures, the entire floor is accessible for efficient cleaning. Structural steel ceiling supports are necessary to assure proper installation.



## Floor to Ceiling Anchored

This mounting style is extremely stable and durable as pilasters are anchored into both the concrete floor and the structural ceiling support.



### Alpaco™ Classic

Zero sightline doors and pilasters meet in a flush finish with routed, overlapping closures for guaranteed privacy. Style and stability have not been sacrificed in the Classic collection, with robust octagonal head rails.



### Alpaco™ Elegance

The signature top rail provides structural stability and style. If you're looking for strength, comfort, aesthetics, and durability, the Elegance collection has it all.



### Ultimate Privacy™

Our Ultimate Privacy design features doors and panels up to 72" tall and eliminates sightlines into the compartments around the doors.\* Now all Stainless and Powder Coated Steel partitions come standard with ASI's new Integrated Privacy™ System.

*\*Shown in Phenolic, also available in Stainless Steel and Powder Coated Steel in all mounting styles.*



### Urinal & Privacy Screens

#### 1 Wall-Hung Screens

Available in two standard heights: 48" and 58".

#### 2 Post-Mounted Screens

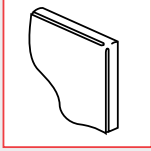
1¼" sq. aluminum post in Floor Mounted or Floor to Ceiling Mounted.

#### 3 Pilaster-Mounted Screens

Available in Floor Mounted, Ceiling Hung, Floor to Ceiling, or Overhead Braced.

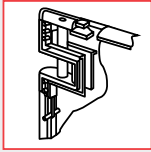
# ASI ACCURATE CONSTRUCTION FEATURES

## Stainless Steel & Powder Coated Steel



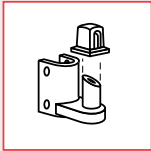
### WELDED CORNER

Corners of panels, pilasters, and doors are welded to each other and to the adjacent face sheets.



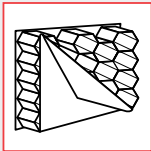
### UPPER DOOR HINGE

Internal part of the door. A pin goes through door and bracket for three-point bearing and operates in a nylon bushing in upper hinge bracket.



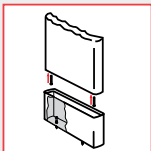
### BOTTOM DOOR HINGE

Gravity-positioning hinge provides safe, durable, and maintenance free support.




### HONEYCOMB CORE

Made of cellular honeycomb. This type of core provides strong construction and sound attenuation.



### EASY-STALL™ SHOE

Type 304 Stainless Steel Easy-Stall™ Shoe simplifies installation and leveling adjustments.



### VANDAL-RESISTANT FASTENERS

Special driver installs fasteners, which virtually eliminates unauthorized removal and ensures easy installation.



### INTEGRATED PRIVACY™ NO-SIGHT SYSTEM


Integrated Privacy™ Partitions feature Zero Sightline Components to conceal compartment. Now all Stainless and Powder Coated Steel partitions come standard with ASI's new Integrated Privacy™ System.



### OUR NEW STANDARD OCCUPANCY INDICATOR

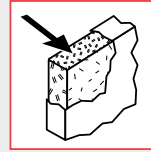
Our partition doors are factory drilled simplifying the installation of the occupancy indicator

## Moisture Guard™ Plastic Laminate



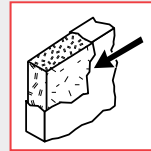
### VANDAL-RESISTANT FASTENERS

Special driver installs fasteners, which virtually eliminates unauthorized removal and ensures easy installation.



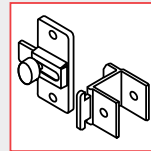
### CORE

Particle board core is #45 density to resist warping and ensure a smooth surface.



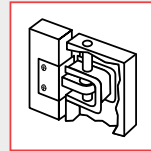
### VERTICAL-GRADE LAMINATE

The thickness meets the most demanding partition specification.



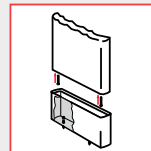
### EMERGENCY ACCESS

Meets ADA requirements. Slotted keeper coupled with gravity hinges allows access in an emergency.



### DOOR HINGES

Wrap-around mounting and through bolting for vandal resistance.



### EASY-STALL SHOE™

For floor anchored overhead braced.


Easily adjusted leveling bolt.

True concrete anchor screws designed for lasting holding power.

Anchor rated at 2770 lbs. pullout strength.

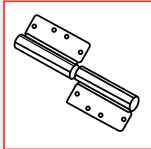
Fabricated of type 304 stainless steel.

## Solid Plastic (HDPE)



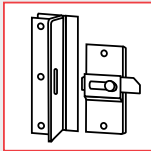
### VANDAL-RESISTANT FASTENERS

Special driver installs fasteners, which virtually eliminates unauthorized removal and ensures easy installation.



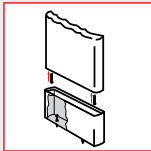
### 8" ALUMINUM WRAP-AROUND HINGE

Mainstream choice.  
Heavy-duty.



### 6" ALUMINUM STRIKE

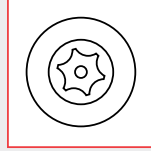
Industry-standard wrap-around strike/keeper.



### EASY-STALL™ SHOE

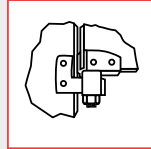
For floor anchored overhead braced.  
Easily adjusted leveling bolt.  
True concrete anchor screws designed for lasting holding power.  
Anchor rated at 2770 lbs. pullout strength.  
Fabricated of type 304 stainless steel.

## Phenolic



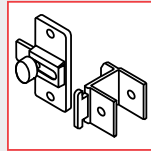
### VANDAL-RESISTANT FASTENERS

Special driver installs fasteners, which virtually eliminates unauthorized removal and ensures easy installation.



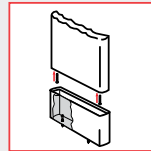
### VAULT HINGE

Rugged, attractive wrap-around hinge. Extra strong for heavy-duty installations.



### EMERGENCY ACCESS

Meets ADA requirements. Slotted keeper coupled with gravity hinges allows access in an emergency.



### EASY-STALL™ SHOE

For floor anchored overhead braced.  
Easily adjusted leveling bolt.  
True concrete anchor screws designed for lasting holding power.  
Anchor rated at 2770 lbs. pullout strength.  
Fabricated of type 304 stainless steel.

# WHO WE ARE

Only ASI Group designs, engineers, and manufactures fully integrated washroom accessories, partitions, lockers, and visual display products from one source.

The ASI Group is known for innovative products, speed to market, and the widest offering of materials and products

in the industry. Our family of companies work together with one mission in mind—“To make our customers successful by providing value that exceeds price and an excellent service experience.”



**1** McDowell Hall, American University Washington, DC  
*Alpaco Elegance Toilet Partitions*



**2** US Bank Stadium, Minneapolis, MN  
*Solid Plastic Toilet Partitions, ASI Washroom Accessories*



## TOILET PARTITIONS

ASI offers the most comprehensive collection of plastic, plastic laminate, powder coated, phenolic, and stainless steel partitions from one source.



## WASHROOM ACCESSORIES

The world's leading manufacturer of commercial washroom accessories. We offer the most comprehensive selection of washroom accessories available anywhere.





**WE ARE LASER FOCUSED ON DELIVERING EXACTLY WHAT YOU NEED—  
WHERE AND WHEN YOU NEED IT.**

With operating units and offices in the USA, Canada, Australia, Belgium, UK, Middle East, and Mexico, along with sales in more than 50 countries, our ability to serve is not limited by geography.

Our broad scope helps meet the needs of healthcare, education, office, and retail buildings, as well as airports, stadiums, government offices, cultural centers, and hotel/restaurant operations.

**SALES IN OVER 50 COUNTRIES**

**385+** DOMESTIC AND INTERNATIONAL SALES REPRESENTATIVES

**1,000+** HIGHLY SKILLED EMPLOYEES

**>1.3** MILLION SQ. FT. MANUFACTURING & OFFICE FACILITIES



3

**3** Hayward Field, Eugene, Oregon  
ASI Alpaco™ Classic Partitions`



**STORAGE SOLUTIONS**

A wide range of colors and materials including steel, solid plastic, and phenolic.



**VISUAL DISPLAY PRODUCTS**

Through constant research, innovation, and development, we design and manufacture high quality visual display products that are easy to install and require little maintenance.

# ASI ACCURATE MATERIAL SELECTION GUIDE

**Legend:** ▲ = Available    ■ = Standard    ■ = Optional

	SOLID PLASTIC (HDPE)	POWDER COATED STEEL
<b>ENVIRONMENTAL DESIGN (LEED V4.1)</b>		
<b>RECYCLED CONTENT</b>		
MR 4.1- Post Consumer; Standard (Optional)	0%	64%
MR 4.2- Post Industrial; Standard (Optional)	33%	7%
<b>APPLICATION</b>		
Fire Rating; Standard (Optional)	NFPA 286	A
Vandal Resistance	High	Average
Ease of Maintenance	High	Average
Wet Area Suitability	High	Low
<b>RELATIVE COST</b>	⊙	○
<b>WARRANTY</b>	25 Years	3 Years
<b>COLOR / FINISH OPTIONS</b>	18 Standard Colors	15 Standard Colors
<b>MOUNTING STYLES</b>		
Floor Anchored/Overhead Braced	▲	▲
Floor Mounted		▲
Ceiling Hung- Maximum Height	108" (X Bracing Required Above 96")	108"
Floor-to-Ceiling- Maximum Height	120"	120"
<b>PRIVACY OPTIONS</b>		
Integrated Privacy™ System		■
Ultimate Privacy™		▲
Alpaco™		
<b>HARDWARE</b>		
<b>STIRRUP BRACKETS</b>		
Chrome Plated Zamac		■
Stainless Steel		■
Aluminum	■	
<b>CONTINUOUS BRACKETS</b>		
Stainless Steel	■	■
Aluminum	■	■
<b>HINGES</b>		
Zamac Wrap-Around / Gravity Bottom		■
Stainless Steel Wrap-Around / Gravity Bottom		■
Vault	■	
Continuous Stainless Steel	■	■
8" Aluminum Wrap-Around	■	
Integral	■	
Stainless Steel Surface Mount Barrel		
<b>LATCHES</b>		
Chrome Plated Zamac Surface Mount Slide		
Chrome Plated Zamac Surface Mount Slide With Occupancy Indicator		■
Stainless Steel Surface Mount Slide		
Stainless Steel Surface Mount Slide With Occupancy Indicator	■	■
HD Slide w/6" AL Wrap-Around Strike	■	
<b>TRIM SHOES</b>		
Stainless Steel	■	■

Relative Cost: ○ ◐ ◑ ● Highest

TYPE 304 STAINLESS STEEL STANDARD FINISH (W/OPTIONAL TEXTURED FINISH)	BLACK CORE PHENOLIC	COLOR-THRU™ PHENOLIC	MOISTURE GUARD™ PLASTIC LAMINATE
43.5%	0%	0%	1.1%
10%	12%	12%	78.8%
A	B (A)	A	C
Average (High)	High	High	Low
Low (Average)	High	High	Average
Low	High	High	Low
◐ ●	◐ ●	●	○
5 Years	25 Years	25 Years	5 Years
#4 Satin (Diamond, Leather Grain)	10 Standard Colors	6 Standard Colors	48 Standard Colors
▲	▲	▲	▲
▲	▲	▲	▲
108"	108" (X Bracing Required Above 96")	108" (X Bracing Required Above 96")	108" (X Bracing Required Above 96")
120"	120"	120"	120"
■			
▲	▲	▲	
	▲	▲	
■			■
■	■	■	■
■			
■	■	■	■
■	■	■	■
■	■	■	■
■			
■	■	■	■
■	■	■	■
■			■
■	■	■	■
■	■	■	■
■			■
■	■	■	■
■	■	■	■
■			■
■	■	■	■
■	■	■	■
■			■



160 Tower Drive  
Burr Ridge, IL 60527  
Phone: 708.442.6800  
Fax: 708.442.7439  
Web: [asi-accuratepartitions.com](http://asi-accuratepartitions.com)

© 2022 ASI Accurate Partitions